Über die gesetzliche Gewährleistung hinausgehende Garantieangaben sind Herstellergarantien.

25W AC-DC High Reliability Industrial Adaptor GST25A series

Energy Verified
Rendement
Énergétique Vérifié

Features

- Universal AC input / Full range
- 3 pole AC inlet IEC320-C14
- No load power consumption< 0.075W
- **Energy efficiency Level VI**
- Comply with EISA 2007/DoE,NRCan, AU/NZ MEPS,EU ErP and CoC Version 5
- Class I power (with earth pin)
- Protections: Short circuit / Overload / Over voltage
- Fully enclosed plastic case
- Pass LPS
- High operating temperature up to +70℃
- LED indicator for power on
- 3 years warranty

Applications

- Consumer electronic devices
- Telecommunication devices
- Office facilities
- Industrial equipments

Description

GST25A is a highly reliable, 25W desktop style single-output green adaptor series. This product is a class I power unit (with FG), equipped with a standard IEC320-C14 AC inlet and adopting the input range from 85VAC to 264VAC. The entire series supplies different models with output voltages ranging between 5VDC and 48VDC that can satisfy the demands for various types of consumer electronic devices.
With the efficiency up to 89% and the extremely low no-load power consumption below 0.075W, GST25A is compliant with USA EISA 2007/DoE, Canada NRCan, Australia and New Zealand MEPS, EU ErP, and Code of Conduct(CoC) Version 5. The supreme feature allows the adaptor to save the energy when it is either under the operating mode or the standby mode. The entire series utilizes the 94V-0 flame retardant plastic case.GST25A is certified for the international safety regulations.

Model Encoding

GST 25 A 05 - P1J

- DC plug type
  - P1J : Plug for standard model, 2.1ψ x 5.5ψ x11mm, c+, tuning fork type
  - Optional plug type available by customer requested
- Output voltage
- IEC320-C14 AC inlet
- Output wattage
- Series name

Über die gesetzliche Gewährleistung hinausgehende Garantieangaben sind Herstellergarantien.

SPECIFICATION

ORDER NO.		GST25A05-P1J	GST25A07-P1J	GST25A09-P1J	GST25A12-P1J	GST25A15-P1J	GST25A18-P1J	GST25A24-P1J	GST25A28-P1J	GST25A48-P1J
OUTPUT	SAFETY MODEL NO.	GST25A05	GST25A07	GST25A09	GST25A12	GST25A15	GST25A18	GST25A24	GST25A28	GST25A48
	DC VOLTAGE Note.2	5V	7.5V	9V	12V	15V	18V	24V	28V	48V
	RATED CURRENT	4.0A	2.93A	2.55A	2.08A	1.66A	1.38A	1.04A	0.89A	0.52A
	CURRENT RANGE	0 ~ 4.0A	0 ~ 2.93A	0 ~ 2.55A	0 ~ 2.08A	0 ~ 1.66A	0 ~ 1.38A	0 ~ 1.04A	0 ~ 0.89A	0 ~ 0.52A
	RATED POWER (max.)	20W	22W	23W	25W	25W	25W	25W	25W	25W
	RIPPLE & NOISE (max.) Note.3	80mVp-p	80mVp-p	80mVp-p	80mVp-p	100mVp-p	150mVp-p	180mVp-p	240mVp-p	240mVp-p
	VOLTAGE TOLERANCE Note.4	±5.0%	±5.0%	±5.0%	±3.0%	±3.0%	±3.0%	±2.0%	±2.0%	±2.0%
	LINE REGULATION Note.5	±1.0%	±1.0%	±1.0%	±1.0%	±1.0%	±1.0%	±1.0%	±1.0%	±1.0%
	LOAD REGULATION Note.6	±5.0%	±5.0%	±5.0%	±3.0%	±3.0%	±3.0%	±2.0%	±2.0%	±2.0%
	SETUP, RISE, HOLD UP TIME	1000ms, 30ms, 50ms/230VAC 1500ms, 30ms, 15ms/115VAC at full load								
INPUT	VOLTAGE RANGE Note.7	85 ~ 264VAC								
	FREQUENCY RANGE	47 ~ 63Hz								
	EFFICIENCY (Typ.)	81.5%	84.5%	85%	86.5%	87%	87%	88%	88%	89%
	AC CURRENT	0.6A / 115VAC 0.35A / 230VAC								
	INRUSH CURRENT (max.)	35A / 115VAC 65A / 230VAC								
	LEAKAGE CURRENT(max.)	0.75mA / 240VAC								
PROTECTION	OVERLOAD	110 ~ 150% rated output power								
		Protection type : Hiccup mode, recovers automatically after fault condition is removed								
	OVER VOLTAGE	110 ~ 140% rated output voltage								
		Protection type : Clamp by zener diode								
ENVIRONMENT	WORKING TEMP.	-30 ~ +70℃ (Refer to "Derating Curve")								
	WORKING HUMIDITY	20% ~ 90% RH non-condensing								
	STORAGE TEMP., HUMIDITY	-40 ~ +85℃, 10 ~ 95% RH								
	TEMP. COEFFICIENT	±0.03% / ℃ (0 ~ 50℃)								
	VIBRATION	10 ~ 500Hz, 2G 10min./1cycle, period for 60min. each along X, Y, Z axes								
SAFETY & EMC (Note. 8)	SAFETY STANDARDS	UL60950-1, CSA C22.2, TUV EN60950-1, BSMI CNS14336, CCC GB4943, PSE J60950-1, AS/NZS 60950.1 approved								
	WITHSTAND VOLTAGE	I/P-O/P:4242VDC, I/P-FG:2121VDC								
	ISOLATION RESISTANCE	I/P-O/P, I/P-FG:100M Ohms / 500VDC / 25℃/ 70% RH								
	EMC EMISSION	Compliance to EN55022 class B, EN61000-3-2,3, FCC PART 15 / CISPR22 class B, CAN ICES-3(B)/NMB-3(B),CNS13438 class B, GB9254, GB17625.1								
	EMC IMMUNITY	Compliance to EN61000-4-2,3,4,5,6,8,11, light industry level, criteria A								
OTHERS	MTBF	674.55Khrs min. MIL-HDBK-217F(25℃)								
	DIMENSION	93*54*36mm (L*W*H)								
	PACKING	209g; 60pcs/13.5Kg/1.12CUFT								
CONNECTOR	PLUG	See page 3,4 ; Other type available by customer requested								
	CABLE	See page 3,4 ; Other type available by customer requested								
NOTE	1.All parameters are specified at 230VAC input, rated load, 25℃ 70% RH ambient. 2.DC voltage: The output voltage set at point measure by plug terminal & 50% load. 3.Ripple & noise are measured at 20MHz by using a 12" twisted pair terminated with a 0.1uf & 47uf capacitor. 4.Tolerance: includes set up tolerance, line regulation, load regulation. 5.Line regulation is measured from low line to high line at rated load. 6.Load regulation is measured from 10% to 100% rated load. 7.Derating may be needed under low input voltage. Please check the derating curve for more details. 8.The power supply is considered as an independent unit, but the final equipment still need to re-confirm that the whole system complies with the EMC directives. For guidance on how to perform these EMC tests, please refer to "EMI testing of component power supplies." (as available on http://www.meanwell.com)									

Über die gesetzliche Gewährleistung hinausgehende Garantieangaben sind Herstellergarantien.

■ Derating Curve

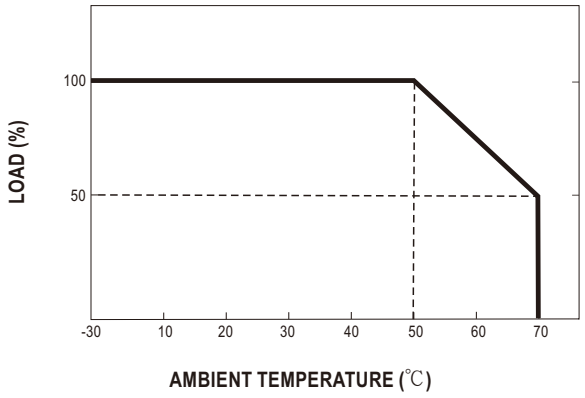

■ Static Characteristics

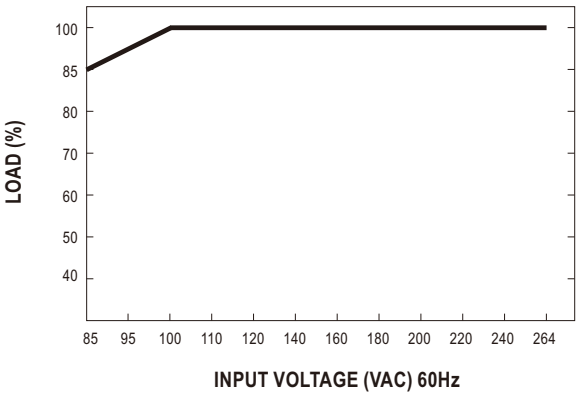

■ Mechanical Specification

Unit:mm

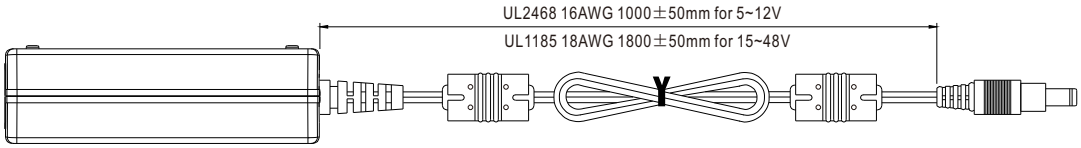

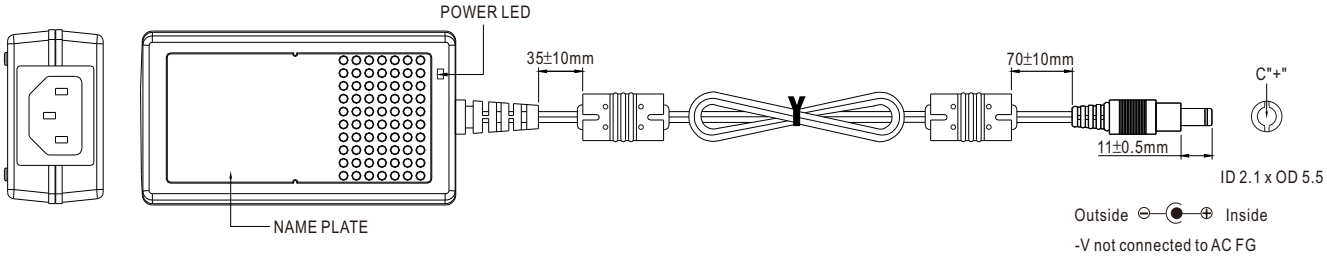

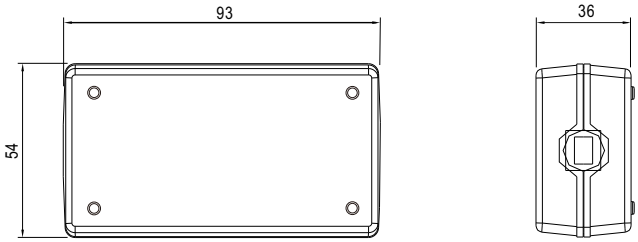

■ Plug Assignment

Standard plug: P1J

P1J	
P/N	OUTPUT
CENTER	+

Über die gesetzliche Gewährleistung hinausgehende Garantieangaben sind Herstellergarantien.

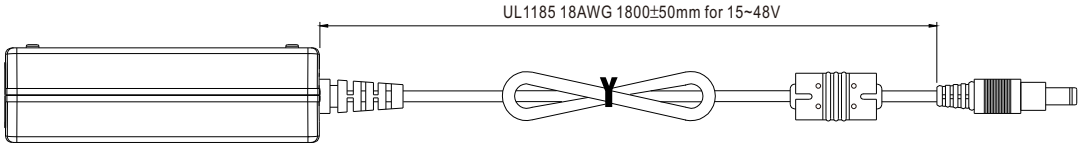

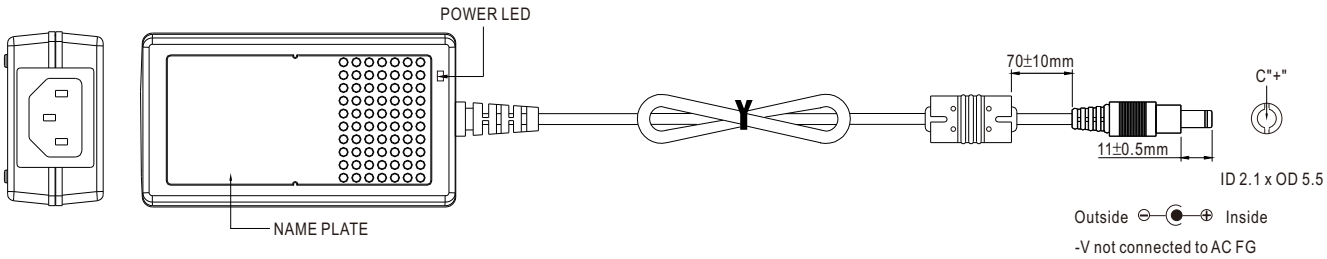

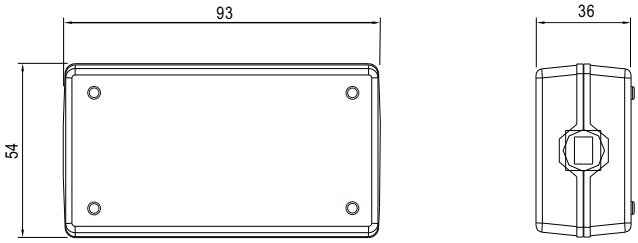

■ Plug Assignment

Standard plug: P1J

P1J	
P/N	OUTPUT
CENTER	+

■ Installation Manual

Please refer to : http://www.meanwell.com/webnet/search/InstallationSearch.html