Features

- Universal AC input / Full range
- 2 pole EURO plug
- Medical safety approved (2 x MOPP between primary to secondary)
- Suitable for BF application with appropriate system consideration
- Low leakage current <50μA
- No load power consumption<0.3W
- Energy efficiency Level V
- Comply with EU ErP
- Class II power (without earth pin)
- Protections: Short circuit / Overload / Over voltage
- Fully enclosed plastic case
- Optional lock type DC plug
- 100% full load burn-in test
- 3 years warranty

Applications

- Blood glucose meter
- Blood pressure meter
- Nebulizer
- Inhaler
- Portable medical device

Description

GSM06E is a highly reliable, 6W wall-mounted style single-output green medical adaptor series. This product is equipped with a 2-pin (no FG) standard European power plug, adopting the input range from 85VAC to 264VAC. The entire series supplies different output voltages between 5VDC and 24VDC that can satisfy the demands for various kinds of miniature medical devices. The circuitry design meets the international medical standards (2 x MOPP), having an ultra low leakage current (<50μA), fitting the medical devices in direct electrical contact with the patients.

With the efficiency up to 82% and the extreme low no-load power consumption below 0.3W. GSM06E is compliant with EU ErP. The supreme feature allows the adaptor to save the energy when it is either under the operating mode or the standby mode. The entire series utilizes the 94V-0 flame retardant plastic case, providing the double insulation that effectively prevents electrical shock. GSM06E is approved with the international medical safety certificates.

Model Encoding

GSM06 E 05 - P1J

- DC plug type
  - P1J : Plug for standard model, 2.1ψ x 5.5ψ x11mm, c+, tuning fork type
  - Optional plug type available by customer requested
- Output voltage
- European 2 pin AC plug
- Output wattage
- Series name

Über die gesetzliche Gewährleistung hinausgehende Garantieangaben sind Herstellergarantien.

6W AC-DC High Reliability Medical Adaptor GSM06E series

SPECIFICATION

ORDER NO.		GSM06E05-P1J	GSM06E06-P1J	GSM06E07-P1J	GSM06E09-P1J	GSM06E12-P1J	GSM06E15-P1J	GSM06E18-P1J	GSM06E24-P1J
OUTPUT	SAFETY MODEL NO.	GSM06E05	GSM06E06	GSM06E07	GSM06E09	GSM06E12	GSM06E15	GSM06E18	GSM06E24
	DC VOLTAGE Note.2	5V	6V	7.5V	9V	12V	15V	18V	24V
	RATED CURRENT	1.2A	1A	0.8A	0.66A	0.5A	0.4A	0.33A	0.25A
	CURRENT RANGE	0 ~ 1.2A	0 ~ 1A	0 ~ 0.8A	0 ~ 0.66A	0 ~ 0.5A	0 ~ 0.4A	0 ~ 0.33A	0 ~ 0.25A
	RATED POWER	6W	6W	6W	6W	6W	6W	6W	6W
	RIPPLE & NOISE (max.) Note.3	50mVp-p	50mVp-p	80mVp-p	80mVp-p	100mVp-p	120mVp-p	150mVp-p	180mVp-p
	VOLTAGE TOLERANCE Note.4	±5.0%	±5.0%	±5.0%	±5.0%	±5.0%	±5.0%	±5.0%	±4.0%
	LINE REGULATION Note.5	±0.5%	±0.5%	±0.5%	±0.5%	±0.5%	±0.5%	±0.5%	±0.5%
	LOAD REGULATION Note.6	±5.0%	±5.0%	±5.0%	±5.0%	±3.0%	±3.0%	±3.0%	±2.0%
	SETUP, RISE, HOLD UP TIME	1000ms, 50ms, 12ms at full load							
INPUT	VOLTAGE RANGE	85 ~ 264VAC 120 ~ 370VDC							
	FREQUENCY RANGE	47 ~ 63Hz							
	EFFICIENCY (Typ.)	68%	74%	74%	76%	77%	79%	80%	82%
	AC CURRENT	0.18A / 100VAC							
	INRUSH CURRENT (max.)	30A / 230VAC							
	LEAKAGE CURRENT(max.)	Touch current < 50μA/264VAC							
PROTECTION	OVERLOAD	>105% rated output power							
		Protection type : Hiccup mode, recovers automatically after fault condition is removed							
	OVER VOLTAGE	110 ~ 140% rated output power							
		Protection type : Clamp by zener diode							
ENVIRONMENT	WORKING TEMP.	0 ~ +50℃(Refer to "Derating Curve")							
	WORKING HUMIDITY	20% ~ 90% RH non-condensing							
	STORAGE TEMP., HUMIDITY	-20 ~ +85℃, 10 ~ 95% RH							
	TEMP. COEFFICIENT	±0.04% / ℃ (0 ~ 40℃)							
	VIBRATION	10 ~ 500Hz, 2G 10min./1cycle, period for 60min. each along X, Y, Z axes							
SAFETY & EMC (Note. 7)	SAFETY STANDARDS	TUV EN60601-1, EN60601-1-11 approved							
	WITHSTAND VOLTAGE	I/P-O/P:5656VDC							
	ISOLATION RESISTANCE	I/P-O/P:100M Ohms / 500VDC / 25℃/ 70% RH							
	EMC EMISSION	Compliance to EN55011, EN61000-3-2,3							
	EMC IMMUNITY	Compliance to EN61000-4-2,3,4,5,6,8,11, EN60601-1-2 medical level, criteria A							
OTHERS	MTBF	500Khrs min. MIL-HDBK-217F(25℃)							
	DIMENSION	32*66*42.5mm (L*W*H)							
	PACKING	100g ; 90pcs / 10Kg / CARTON							
CONNECTOR	PLUG	See page 3 ; Other type available by customer requested							
	CABLE	See page 3 ; Other type available by customer requested							

NOTE

1.All parameters are specified at 230VAC input, rated load, 25℃ 70% RH ambient.
2.DC voltage: The output voltage set at point measure by plug terminal & 50% load.
3.Ripple & noise are measured at 20MHz by using a 12" twisted pair terminated with a 0.1uf & 47uf capacitor.
4.Tolerance: includes set up tolerance, line regulation, load regulation.
5.Line regulation is measured from low line to high line at rated load.
6.Load regulation is measured from 0% to 100% rated load.
7.The power supply is considered as an independent unit, but the final equipment still need to re-confirm that the whole system complies with the EMC directives. For guidance on how to perform these EMC tests, please refer to "EMI testing of component power supplies." (as available on http://www.meanwell.com)

Über die gesetzliche Gewährleistung hinausgehende Garantieangaben sind Herstellergarantien.

■ Derating Curve

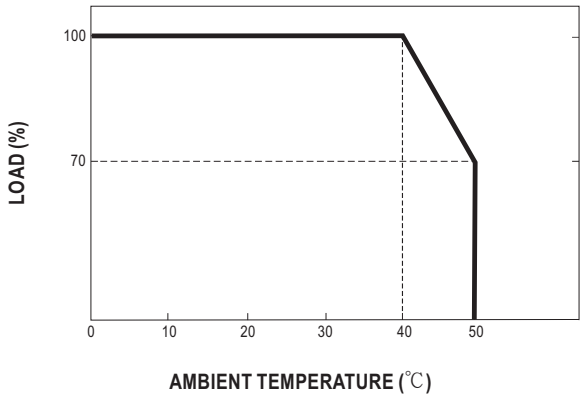

■ Static Characteristics

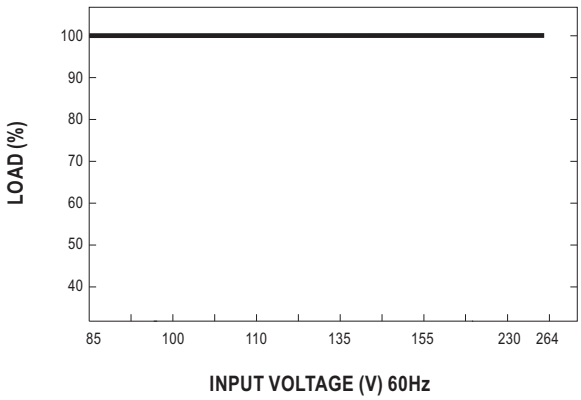

■ Mechanical Specification

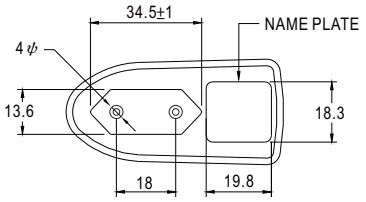

■ Plug Assignment

Unit:mm

Standard plug: P1J

P1J	
P/N	OUTPUT
CENTER	+

Optional lock type plug: P2S

SWITCHCRAFT S761K plug equivalent

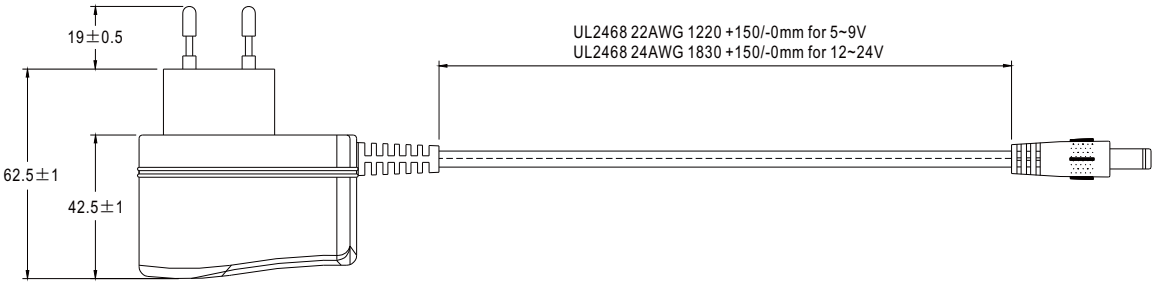

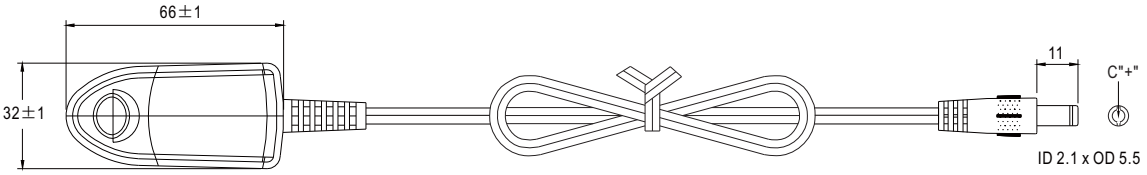

■ Installation Manual

Please refer to : http://www.meanwell.com/webnet/search/InstallationSearch.html