



OUR GLOBAL  
COMPETENCE  
CENTRES

 APOLLO DISPLAY  
TECHNOLOGIES



 DISTEC



 DISPLAY  
TECHNOLOGY



# Datasheet

## Distec

**POS-MO-070-00-PRO**

**7" Touch Display**

MO-06-302



Version 0.5

25.08.2022

**PRO**SERIES



---

The information contained in this document has been carefully researched and is, to the best of our knowledge, accurate. However, we assume no liability for any product failures or damages, immediate or consequential, resulting from the use of the information provided herein. Our products are not intended for use in systems in which failures of product could result in personal injury. All trademarks mentioned herein are property of their respective owners. All specifications are subject to change without notice.

---

---

## Table of Contents

1	Revision History .....	4
2	Description .....	5
3	Characteristics .....	6
3.1	Interfaces .....	6
3.2	OSD Keypad .....	6
4	Mechanical Drawing .....	7
5	Optional Accessories .....	8
5.1	Overview .....	8
5.2	Mounting Frame .....	9
5.2.1	Mounting instruction .....	10

Preliminary

## 1 Revision History

Date	Rev.No.	Description	Page
14.07.2020	0.1	Preliminary Version	All
27.07.2021	0.2	New template	all
27.08.2021	0.3	Update	all
03.06.2022	0.4	Mechanical Drawing, Optional Accessories	7,8
25.08.2022	0.5	Release Version (logos added)	all

Preliminary

## 2 Description

Distec's 7" POS-MO-070-00-PRO is a CE certified/IP65 proof front monitor solution with WXGA resolution (1280 x 800px.). Therefore, it is the perfect platform for projects requiring a brilliant, detailed visualization and high-quality workmanship.

Its robust but slim cover offers all options for integration and various applications. The POS-MO-070-00-PRO is equipped with an industrial high-brightness display and is designed for long term availability.

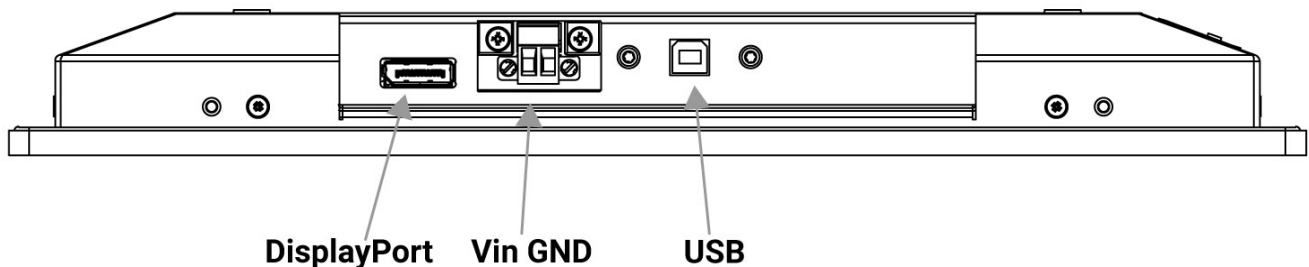
The POS-MO Series features:

- an integrated 10 finger PCAP touchscreen
- Ports: HDMI 2.0, DisplayPort 1.2 input interfaces as well as a USB-B port for the touch interface
- VESA Mounting holes for using it as an HMI, mounted on a swivel arm or monitor stand
- *As Option:* in-wall mounting frame for a variety of integrations in concrete, wooden, or drywall constructions

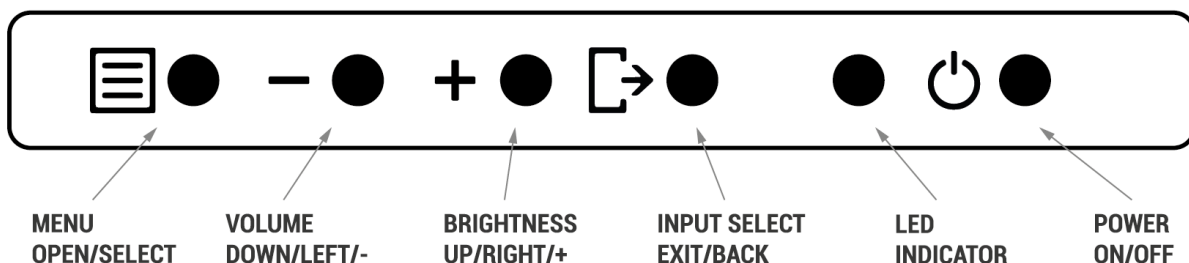
### 3 Characteristics

Items	Unit	Specification
Screen Diagonal	[inch]	7"
Pixels H x V		1280x800
Supported Colors		16,7M(8bit color)
Brightness	[cd/m <sup>2</sup> ]	500
Viewing Angle	u/d/l/r	85/85/85/85
Nominal Input Voltage	[V]	12-24V
Typical Power Consumption	[W]	7,0 typ
Electrical Interface		USB-B (Touch), DisplayPort
PCAP Touchscreen Touchpoints	Pcs.	10
Storage Temperature	[°C]	-30 to +80
Operating Temperature Range	[°C]	-20 to +70
IP rating		Front IP65
Physical Size H x V x D	[mm]	139,6x200,6x34
Active Area H x V	[mm]	93,6x149,76
Weight	[kg]	1,0Kg

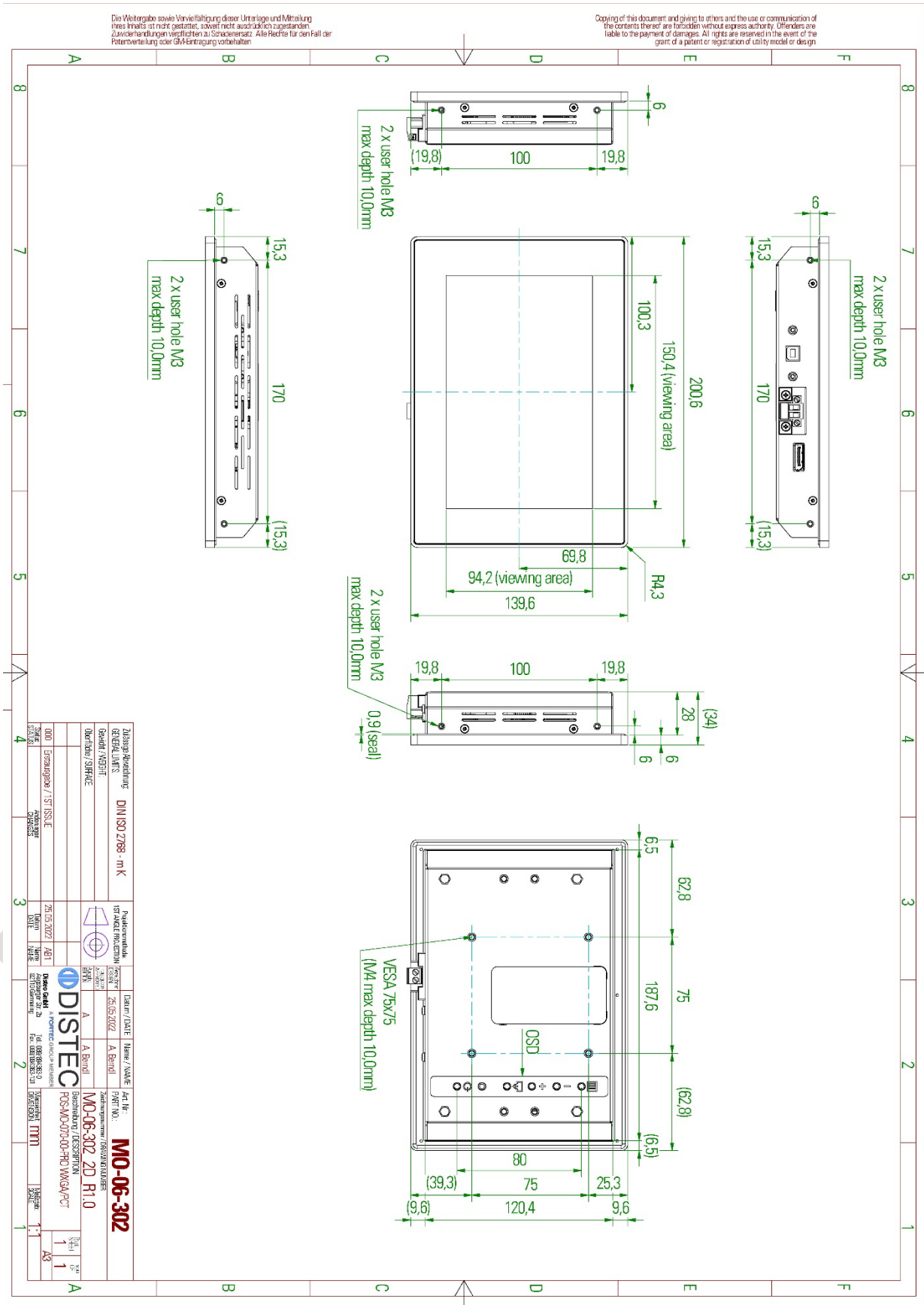
#### 3.1 Interfaces



#### 3.2 OSD Keypad



## 4 Mechanical Drawing



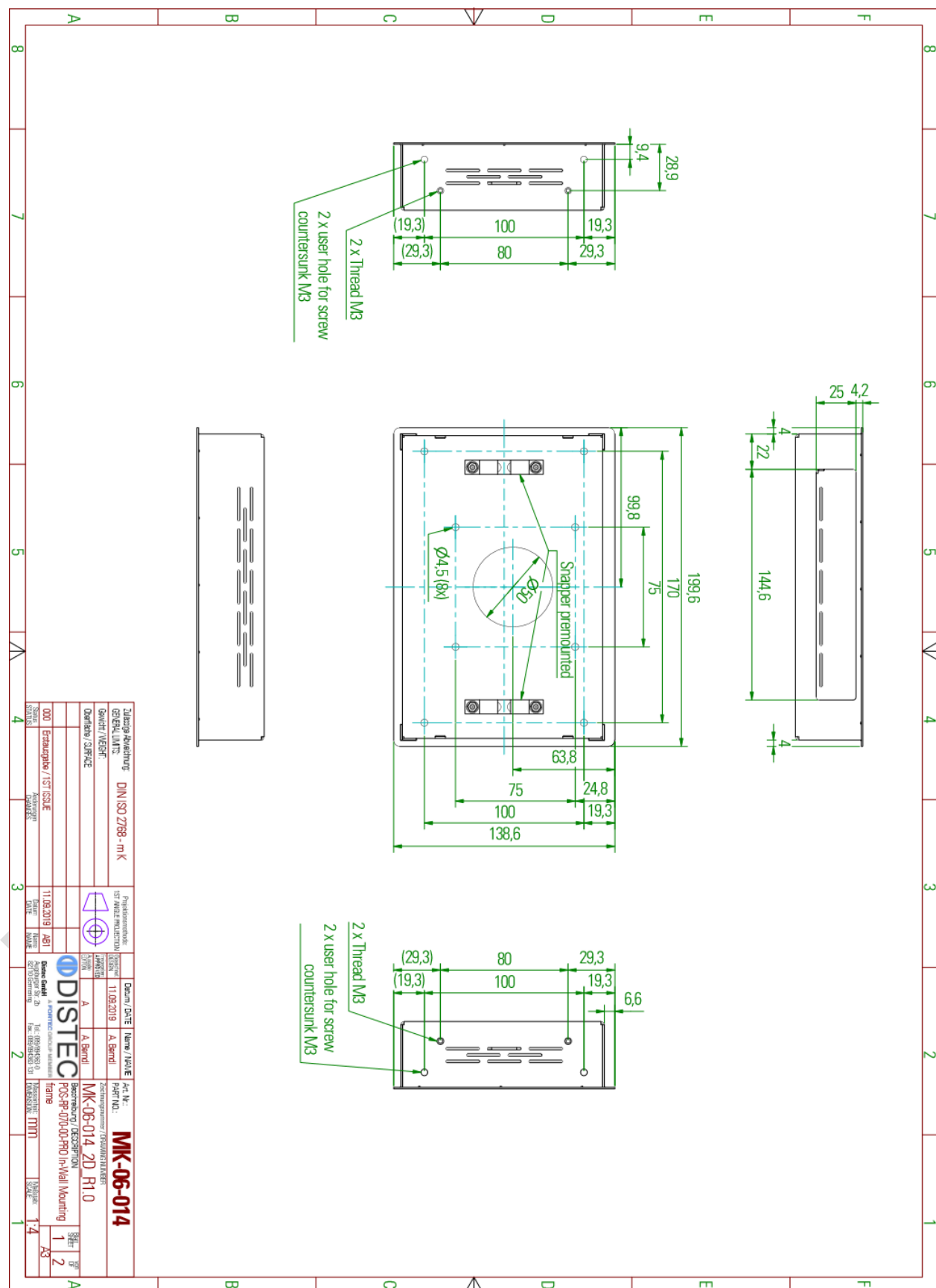
## 5 Optional Accessories

### 5.1 Overview

<b>Mounting</b>		
In-Wall Mounting Frame	MK-06-014	POS-RP-070-00-PRO In-Wall Mounting frame
<b>Power Supply Unit</b>		
PSU 12V/5A	NT-01-062	AC Adapter CWT KPL-060F-VI(C14/12V5A)2,1
Power Cord EU	DB-07-225	IEC PowerCord (EU-C13) 3x0,75 black 1,8m
Power Cord UK	DB-07-226	Power Cord (UK - C13) black 1,8m
Power Cord USA	DB-07-238	Power Cord (US-C13) black 1,8m/6 feet



## 5.2 Mounting Frame



Züchtigungsbezeichnung GENERAL LINTS	DIN/ISO 2768 - mK	Physikereindeutigkeit IST MADE IN GERMANY	Datum / DATE 11.08.2019	Name / NAME A Brandl	Part No. <b>MK-06-014</b>
Gezeichnet / VEGESIT Dimitris / SPAFICE			Gezeichnet 11.08.2019	Name A Brandl	Bestandteil / Description <b>MK-06-014 2D R1.0</b>
000 Entwurfsstufe / IST ISSUE SCHAFFNER			Gezeichnet 11.08.2019	Name A Brandl	Bestandteil / Description RCS-RP-070-00-PRO In-Wall Mounting
			Gezeichnet 11.08.2019	Name A Brandl	Bestandteil / Description Frame
			Gezeichnet 11.08.2019	Name A Brandl	Bestandteil / Description Frame
			Gezeichnet 11.08.2019	Name A Brandl	Bestandteil / Description Frame
			Gezeichnet 11.08.2019	Name A Brandl	Bestandteil / Description Frame
			Gezeichnet 11.08.2019	Name A Brandl	Bestandteil / Description Frame
			Gezeichnet 11.08.2019	Name A Brandl	Bestandteil / Description Frame
			Gezeichnet 11.08.2019	Name A Brandl	Bestandteil / Description Frame
			Gezeichnet 11.08.2019	Name A Brandl	Bestandteil / Description Frame



Our company network supports you worldwide with offices in Germany, Austria, Switzerland, the UK and the USA. For more information please contact:

## Headquarters

### Germany



#### FORTEC Elektronik AG

Augsburger Str. 2b  
82110 Germering

Phone: +49 89 894450-0  
E-Mail: [info@fortecag.de](mailto:info@fortecag.de)  
Internet: [www.fortecag.de](http://www.fortecag.de)

## Fortec Group Members

### Austria



#### Distec GmbH Office Vienna

Nuschingasse 12  
1230 Wien

Phone: +43 1 8673492-0  
E-Mail: [info@distec.de](mailto:info@distec.de)  
Internet: [www.distec.de](http://www.distec.de)

### Germany



#### Distec GmbH

Augsburger Str. 2b  
82110 Germering

Phone: +49 89 894363-0  
E-Mail: [info@distec.de](mailto:info@distec.de)  
Internet: [www.distec.de](http://www.distec.de)

### Switzerland



#### ALTRAC AG

Bahnhofstraße 3  
5436 Würenlos

Phone: +41 44 7446111  
E-Mail: [info@altrac.ch](mailto:info@altrac.ch)  
Internet: [www.altrac.ch](http://www.altrac.ch)

### United Kingdom



#### Display Technology Ltd.

Osprey House, 1 Osprey Court  
Hinchingsbrooke Business Park  
Huntingdon, Cambridgeshire, PE29 6FN

Phone: +44 1480 411600  
E-Mail: [info@displaytechnology.co.uk](mailto:info@displaytechnology.co.uk)  
Internet: [www.displaytechnology.co.uk](http://www.displaytechnology.co.uk)

### USA



#### Apollo Display Technologies, Corp.

87 Raynor Avenue, Unit 1  
Ronkonkoma, NY 11779

Phone: +1 631 5804360  
E-Mail: [info@apolloDisplays.com](mailto:info@apolloDisplays.com)  
Internet: [www.apolloDisplays.com](http://www.apolloDisplays.com)